

PERMIT COVER PAGE



Site Address _____

Project/Application Type(ex.roof, sewer lateral, deck etc)_____

Project Name(if any)_____

- Plans (list type)_____
- Application _____
- Specifications (list type)_____
- Other _____
- Other _____
- Other _____

Code Enforcement Office
One Vine Street
Lansdale, PA 19446
P: 215-368-1691 F: 215-361-8393
www.lansdale.org



BOROUGH OF LANSDALE FENCE PERMIT APPLICATION

ALL SECTIONS MUST BE COMPLETED FOR PERMIT TO BE PROCESSED.

Application Date _____/_____/_____

Permit# _____
For Office Use Only

I. Property Information

Site Address _____ Tax Map Parcel # _____

Residential Commercial Single Family Multi-Family

II. Property Owner:

Preferred form of contact Phone Email

Name _____

Phone #(Home) _____ (Mobile) _____ Email _____

Mailing Address _____

City State Zip

III. Contractor Information: Same as Owner

Preferred form of contact Phone Email

Company _____

Name _____

Phone #(Business) _____ (Mobile) _____

Email _____ PA License(HIC) # _____

Mailing Address _____

City State Zip

IV. Applicant: Same as Owner Same as Contractor

Preferred form of contact Phone Email

Name _____

Phone#(Home) _____ (Mobile) _____ (Business) _____

Email _____

Mailing Address _____

City State Zip


V. Description of Work: New Repair/Replace

Fence Material: _____ Fence Height ____ Total linear ft _____

Est. Start _____/_____/_____ Est. Finish _____/_____/_____ Est. Job Cost \$ _____

Applicant Signature _____ Contact# _____

Please draw a site plan with all dimensions on graph page provided or attach pre-generated site plan with all dimensions. Include copy of written proposal/contract.



Borough of Lansdale - Fence Regulations

A Fence Permit approval shall be deemed NULL AND VOID if the applicant and/or owner fails to clearly and precisely disclose any deed restrictions, easements, right-of-ways, or any other limitations that may be applicable to the subject property.

Definitions.

The following terms shall have the meanings indicated:

- NON-OPAQUE - When the through visibility at right angles to any surface of a structure has not been reduced by more than 50 percent by the construction of the structure it shall be considered non-opaque.
 - ARCHITECTURAL FENCE – A fence which is primarily designed for purposes of decoration and ornamentation rather than for purposes of enclosure of space.
- (A) No fence, except a wall of a building, permitted under the terms of this Article, shall be permitted that is over 6 feet in height, unless that portion of the fence which exceeds 6 feet in height shall be non-opaque, and the total height of the fence may not exceed 8 feet.
- (B) All fences shall be erected with the finished side of the fence facing adjacent properties or streets. The finished side shall be considered the side without the structural supporting members.
- (C) Fences shall be installed and maintained so that they are straight and do not sag or lean.
- (D) Fences shall be erected only at the natural grade of the property and shall not be erected on berms or artificial mounds.
- (E) Vertical members of a picket fence shall not be placed more than 4 inches apart.
- (F) Fences shall maintain proper sight lines at all intersection of streets according to the standards of the Subdivision and Land Development Ordinance.
- Proper sight lines shall be maintained at all intersections of streets. There shall be measured along the centerline a minimum clear sight triangle of seventy-five (75) feet from the point of intersection. No fence or other obstruction shall be permitted within this area.
- (G) Fences shall be a minimum of 2 feet from sidewalks and alleys, and a minimum of 10 feet from the curb of a street, with the sidewalk located between the fence and the street.
- (H) Fences shall be constructed of materials that are natural looking in appearance with either a painted or natural finish. Fencing which is exclusively wire fencing is prohibited. Examples of recommended styles are as follows:



Recommended style.

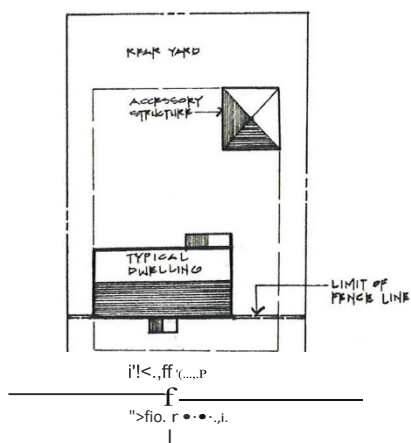


Recommended style.

Front yard fence requirements.

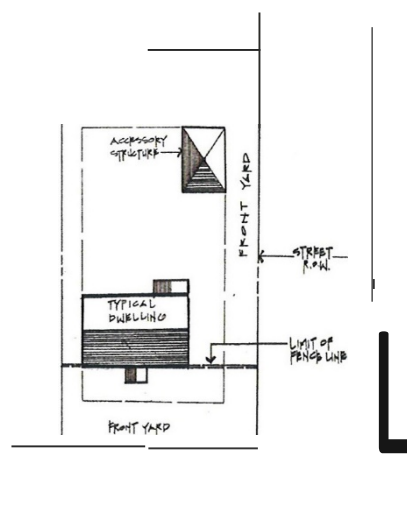
- (A) Between the front wall of the principal building on a lot and the property's rear lot line a fence may be constructed in accordance with the general restrictions of this Article. (See Illustrations A & B detailing this area below.)

Illustration A



Typical Borough Lot

Illustration B



Corner Borough Lot

- (B) Outside of the area designated in (A) above, no fence of any type shall be erected on a lot.
- (C) Where no building has been erected on a lot, no fence of any type shall be erected within the front yard setback area specified in this chapter.
- (D) Notwithstanding any of the foregoing provisions, an architectural fence may be erected in the front yard areas of a lot on the property comers, at the sides of dwellings or at the front porch or entrance. Each section of an architectural fence making a corner shall not be more than 10 feet in length, and the total length of the fence shall not be more than 20 feet. In no event shall the total length of an architectural fence along the frontage of the property exceed 25% of the total frontage of the property. Architectural fences shall contain openings therein equal to 75% or more of the total area of the fence, and the highest point of such fences shall not be more than 4 feet above the existing grade.